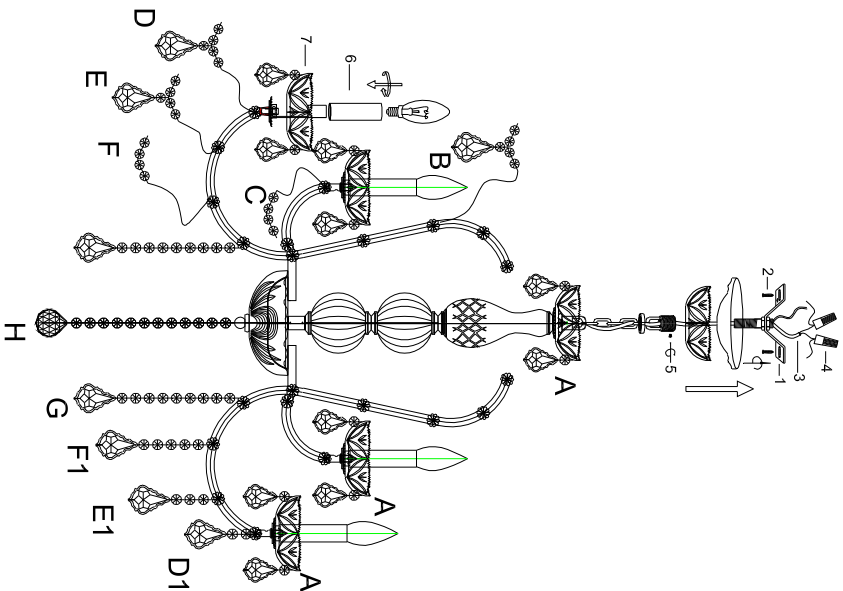



Specification of installation

- In order to ensure safety use, please notice the following items:
- Read and understand the whole Specification.
- Suitable for the use of 110~130V and 60Hz.
- Please wear gloves as installation and avoid rot on the surface of plating.
- Must be installed on the fixed places and be checked annually.
- Please turn off the lighting source by soft cloth as cleaning prohibited to use of rotted detergent.
- Please connect with the local sales service center when there are any abnormality.

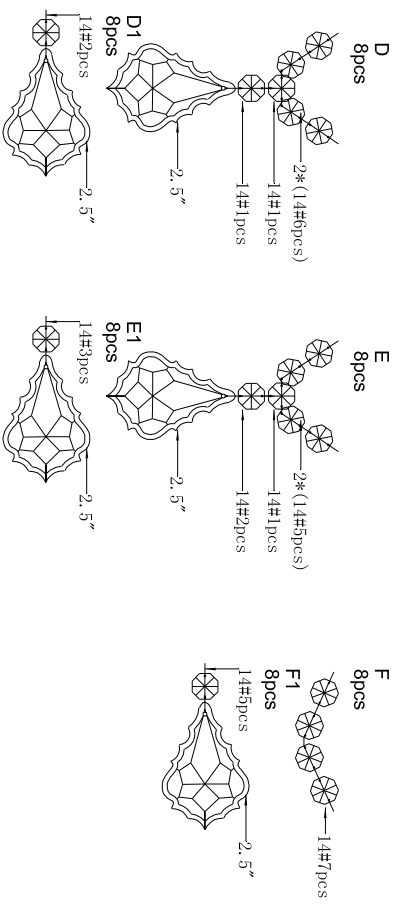
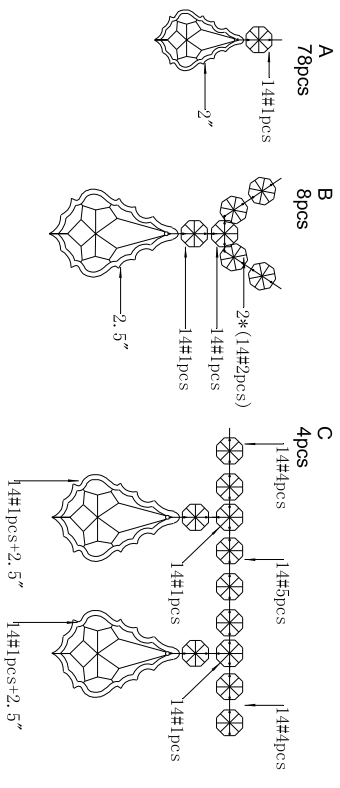


- 1 Mounting
- 2 Screw
- 3 Main wire
- 4 Junction pole
- 5 Screw
- 6 Iron Pipes
- 7 Glass dish

HF1039-WHT/29"X34" L12



Revision History			
Mark	Description	Verifying	Date



HF1039-WHT/29"X34" L12