

HF5080-XX

Windsor Collection

AVE
LIGHTING

Install Instructions

avenuelighting.com

Thank you for your purchase.

Welcome to the Avenue Lighting Family. Please follow these instructions carefully as they contain important information about the safety, use and disposal of this product.

Professional Installation: Ensure a licensed electrician performs the installation.

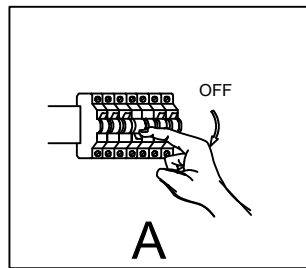
Installation Manual: Carefully read and comprehend the entire installation manual before proceeding.

Original Parts: Utilize only original, undamaged parts for the installation.

Safety Precautions: Wear protective gloves during installation. Verify that the electrical fixture is compatible with a 110-130V and 60Hz power supply. Avoid using detergents for cleaning and conduct annual maintenance checks.

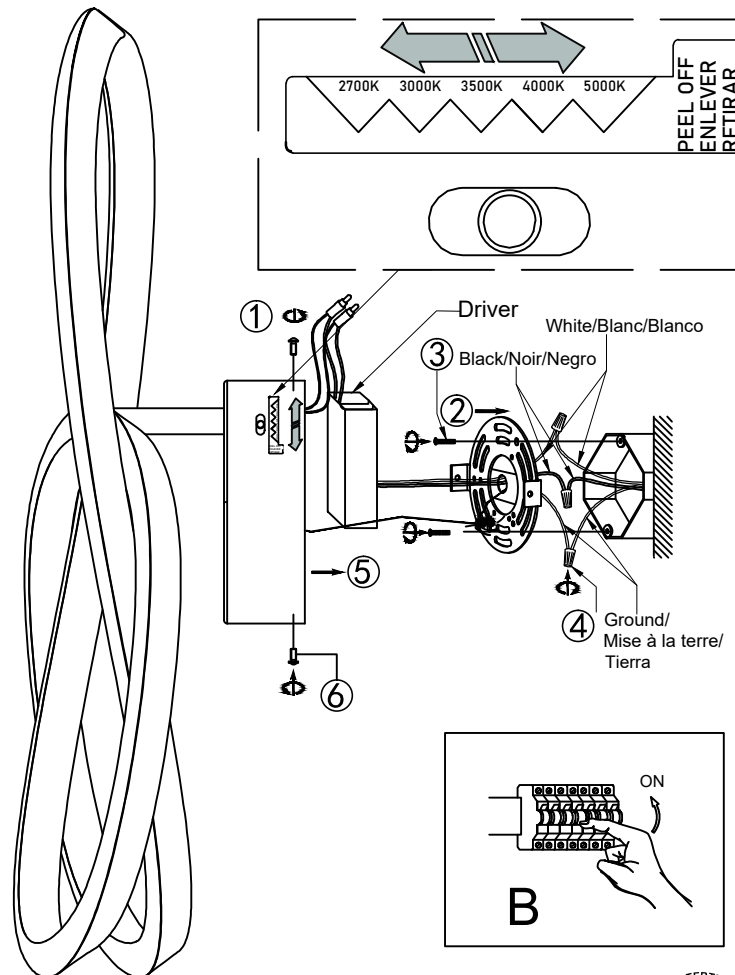
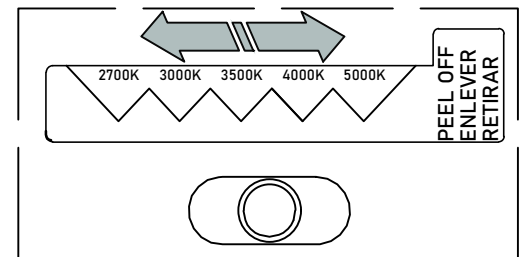
Preparation:

Carefully remove the fixture from the carton and check that all parts are included as shown in the illustration. If any parts are missing or damaged, DO NOT attempt to assemble the product.



Parts:

1. Canopy Mounting Screw
2. Mounting Bracket
3. Bracket Screws
4. Wire Caps
5. Canopy
6. Canopy Mounting Screw



Cleaning:

Clean with a soft damp cloth.

